

01491953

**AUTOPSY REPORT
LAZETE MASS GRAVESITE**

CASE NO: LZ2-S1 & R2

AUTOPSY DATE: 06 Septembre 1996

Age: 35 - 55 Years (Mean 45)

Height: 174 cm +/- 3.27 cm

Sex: Male

Handedness: Right-handed

CLOTHING:

Shirt: Black, red, yellow and blue checkered shirt, 1 L front pocket, front white buttons, red buttons at wrists, long sleeved, regular collar (collar is separate)
Trousers: None
Sweater: None
Jacket: None
Undershirt: None
Undrshrts: None
Belt: None
Socks: None
Footwear: None
Other: None

PERSONAL EFFECTS:

Cigarettes: None
Tobacco supplies: None
Keys: None
Pendants: None
Ring(s): None
Wallet: None
Watch: None
Other: None

IDENTIFICATION PAPERS: None

EXTERNAL EXAMINATION:

Condition: Not complete
Articulation: None
Preservation: Completely skeletalized
Commingling: None

Hair: Unknown

Color: Unknown Length: Unknown

01491954

CASE NO: LZ2-S1 & R2

Type: Unknown Balding: Unknown

Beard: Unknown

Color: Unknown Length: Unknown

Moustache: Unknown

Color: Unknown Length: Unknown

Chest hair: Unknown

Back Hair: Unknown

Skin Characteristics:

Tattoos: Unknown

Surgical scars: Unknown

Injury scars: Unknown

Circumcision: Unknown

Other marks: Unknown

Deformities, Congenital: None with present bones

Deformities, Acquired: None with present bones

Old fractures: None with present bones

Amputations: None with present bones

INTERNAL EXAMINATION:

General: Unknown

Resected organs: None

Medical devices, implants, prostheses: None

DENTAL EXAMINATION:

Extraction: # 17, 18, 19, 20, 29, 30, 31, 32

Missing PM: # 22, 24, 25, 28

Caries:

Restorations:

Crowns:

Bridge:

Other: Maxilla is missing

EVIDENCE OF TRAUMA:

1. Elements present; L scapula, mandible, L & R clavicles, manubrium, corpus sternum, ossified xiphoid process, all vertebra (7 cervical, 12 thoracic, 5 lumbar), sacrum, 6 R ribs, 9 L ribs, R & L humerus, R & L ulnae, L os coxae, R femur, R tibia, R lunate, R capitate

01491955

CASE NO: LZ2-S1 & R2

2. Nondistinctive fracture of L 2 rib at sternal end
3. Defect of L iliac wing with missing portion and radiating fissured fractures, bevelling at anterior surface, consistent with infliction by gunshot
4. Defect of L ischio-pubic ramus with missing portion
5. Gunshot wounds of L ala sacralis and L5 vertebra L transverse process & spinous process, with missing portion, trajectory is from posterior to anterior & from lateral to medial

RECOVERED EVIDENCE:

Projectiles:
None

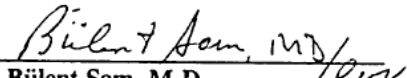
Other evidence:
None


CAUSE OF DEATH:

GUNSHOT WOUND

MANNER OF DEATH:

HOMICIDE


Bülent Sam, M.D.
Forensic Physician


30.7.1997.
Bülent Sam, M.D.
forensic physician.

APPENDIX I

CERTIFICATION OF CAUSE OF DEATH

On 06 September, 1996, in Kalesija, Bosnia. I conducted a post-mortem examination on the body of an individual designated as LZ2-S1 & R2.

The findings in the section at the top of both the final and provisional reports under the headings entitled "Age", "Sex", "Height", "Handedness" and "Femur Length" were reached in consultation with the examining anthropologist, as noted in a separate table.

I have reviewed in their entirety, the provisional autopsy report that I prepared at the time of the examination, as well as the final autopsy report which was completed subsequently. To the best of my knowledge, both of these reports truly and accurately reflect my findings.

It is, therefore, my determination that the death of LZ2-S1 & R2 was caused by

Gunshot Wound.
_____ and I so certify.

This statement is true and correct to the best of my knowledge.


Signed this 30 day of July, 1997,
in Istanbul, Turkey.

Signature:



Bulent Sam, M.D.
Forensic Physician

Witnessed by:



Jan Kruszewski
Investigator, ICTY-OTP

