

1. Photo

2. Log Checked ✓ FRAN

3. X-ray ✓ C. Goring

4. Path WM

5. Anth

6. 2nd Photo

X0017409



United Nations International Criminal Tribunal for
former Yugoslavia

**ISOLATED BONE REPORT
CR03 GRAVE SITE**

CASE NO: CR03B682

AUTOPSY DATE: 14.09.98

Sex determined by soft tissue: NOT ASCERTAINABLE

Height, by direct measurement: NOT ASCERTAINABLE

Body build: NOT ASCERTAINABLE

SUMMARY:

In my opinion the cause of death of CR03B682 was a possible gunshot wound to the leg.

Comment:

Adult individual. The presence of a bullet in the trousers could indicate a gunshot wound to the soft tissue.

This formal report is based upon the autopsy report that I prepared at the time of my examination, and both reports truly and accurately reflect my findings.

Signed:


Dr. W. Marty Spec. Forensic Med., University of Zürich

Date: 14.09.98

X0017410

CLOTHING: YES

Trousers
Possibly a handkerchief.

PERSONAL EFFECTS: NONE

IDENTIFICATION PAPERS OR ID CARD: NONE

BONES PRESENT (length and condition):

Left femur, tibia, fibula, patella.

COMINGLING: NO

HEAD HAIR: N/A

Colour:

Length:

BEARD/MOUSTACHE/BODY HAIR: N/A

OLD INJURIES: NONE

IDENTIFYING CHARACTERISTICS: NONE

DENTAL STATE: N/A

TRAUMA RELATED TO DEATH: NONE SEEN

RECENT TRAUMA UNRELATED TO DEATH: NONE SEEN

INTERNAL EXAMINATION: N/A

RECOVERED OBJECTS: YES

Projectiles:

CR03B682.1 -- 1 deformed copper jacket bullet loose in the trouser leg, near the tibia plateau.

Other objects: None

HANDED TO: SOCO

BONE FLUOROSCOPED BY: Chris Gosling

X 0017411

C1203
CASE NO:
B 682



United Nations International Criminal Tribunal for
former Yugoslavia

.....C1203..... GRAVE-SITE, BOSNIA

ISOLATED BONES REPORT

AUTOPSY DATE: 14 09 98

AUTOPSY ROOM: Vjfo 0

PATHOLOGIST: Rearty

EXTERNAL EXAMINATION

HEIGHT see anthropology report

CLOTHING 1 trouser + probably 1 handkerchief

List as removed (Detail on special form)

PERSONAL EFFECTS AND ID (handed to: Howe)

Brief details (e.g., "wallet", no need to list contents which will be listed by evidence gatherers)

Item	Recovered from	Item	Recovered from

Initials: [Signature]

AUTOPSY REPORT (CONTINUED)

X 0017412

CASE No.
CR03
R682

BONES PRESENT (length and condition) :

Left femur, tibia, humerus, patella

COMMINGLING; Yes () No (x)

If so, give details

OLD INJURIES: (SPECIFY SITE AND DETAILS) See also Anthropologist's Report

none

ANY OTHER IDENTIFYING CHARACTERISTICS:

none

Jaws retained for odontologist Yes() No() (see notes)

Initials.....

ky

AUTOPSY REPORT (CONTINUED)

X 0017413

CASE No.
CR03
B682

TRAUMA RELATED TO DEATH (List and record on bone diagrams)

N/A

Were any bones/skull reconstructed by anthropologist: Yes () No

If yes, which:

DESCRIPTION OF INJURIES (Please number)

None

Initials..... M.....

CASE No.
CR03
B 682

RECENT TRAUMA UNRELATED TO DEATH

None

RECOVERED OBJECTS:

~~None~~

PROJECTILES

~~None~~ 1

Was the bone fluoroscoped Yes (X) No ()

Name of Radiographer: C. Gurling

Number of bullets seen on fluoroscopy: 1

Number found: 1

Position of bullets in body (please note if complete, jacket only, core only, or fragments, small/medium/large calibre. Give types if more than one type present)

1. 1 deformed copper jacketed bullet loose
2. in the trouser leg, near the tibia-plateau
3. CR03 B682.1

OTHER OBJECTS:

Handed to:

Initials..... *My*

CASE No.
CR03
B682

SUMMARY

The presence of a ~~bullet~~
bullet in the transverse
~~the~~ can indicate
a gunshot to the left
to four ~~the~~ Adult individual.

It is my determination that the death of CR03 B682 was caused by:

notable

a gunshot to the leg.

.....and I so certify.

Signed.....

Clarity

Qualifications.....

Date.....

14-9-98

Spec Forensic Med University of ...

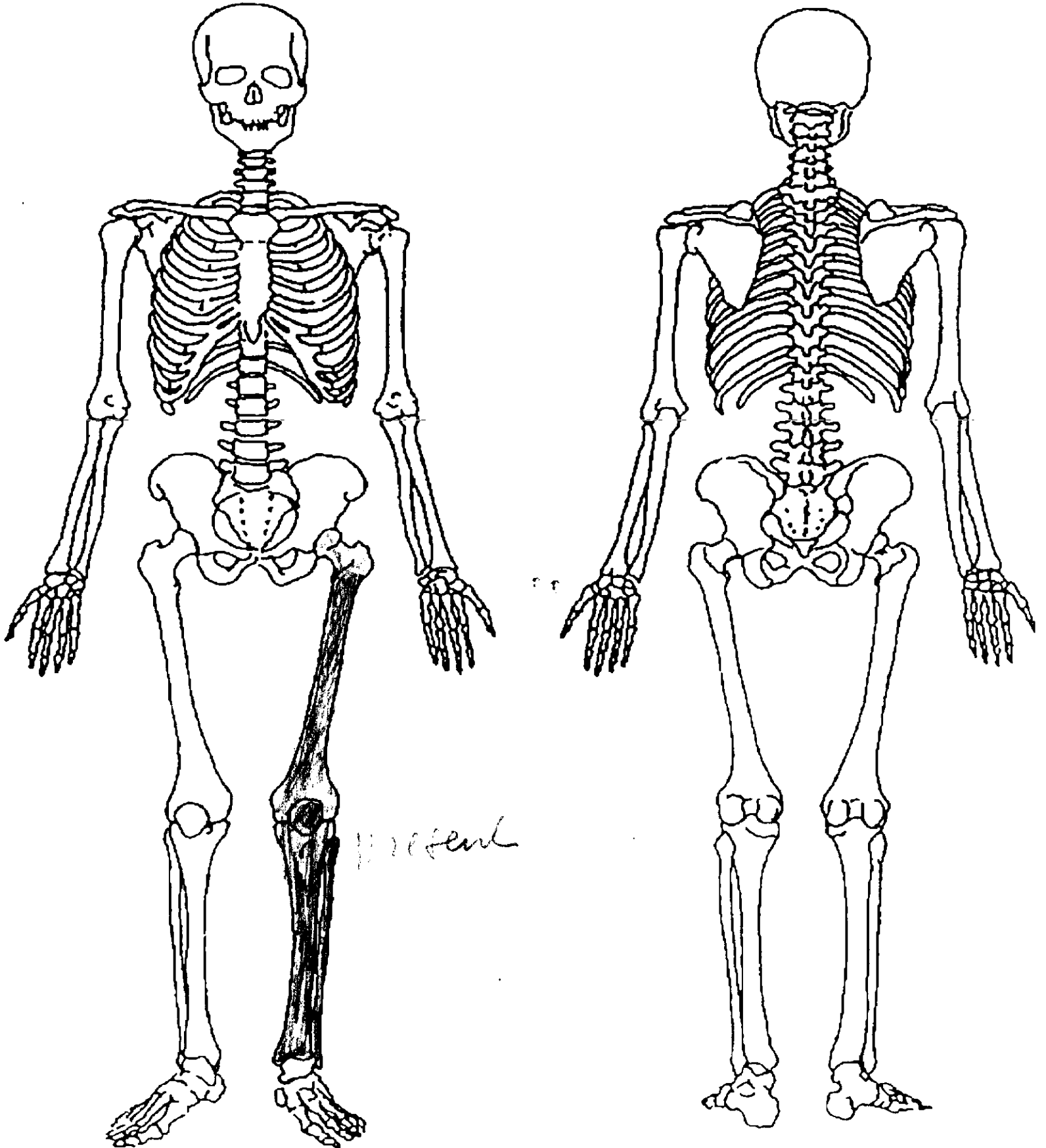
Initials.....

fy

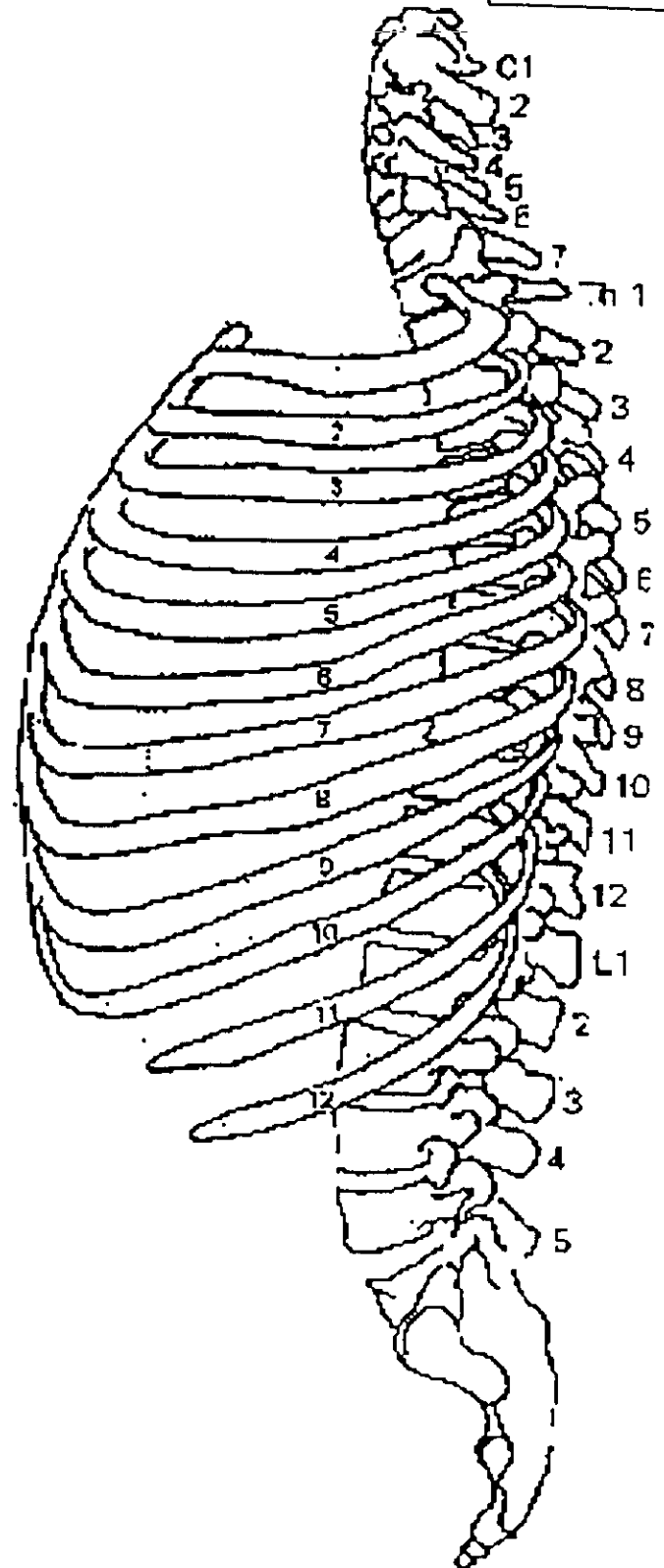
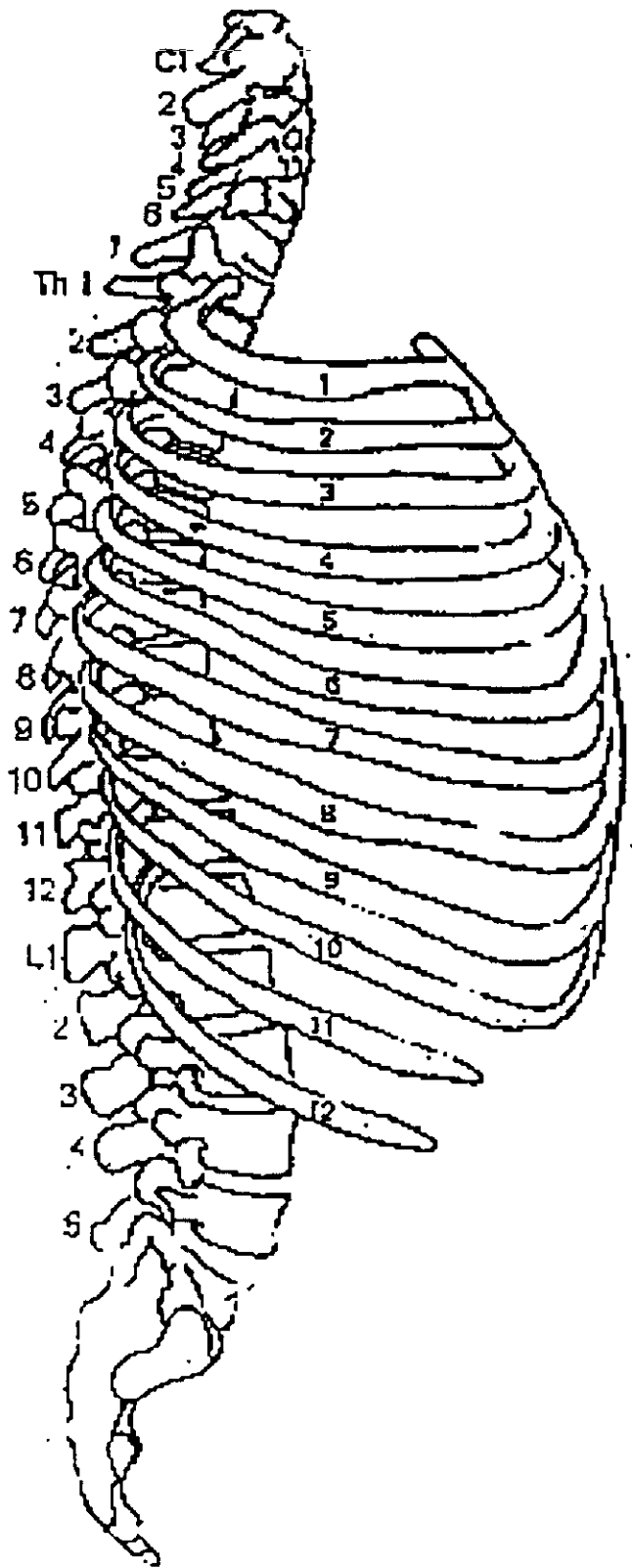
X 0017416

AUTOPSY REPORT (CONTINUED)

CASE No.
CR 03
B6P2

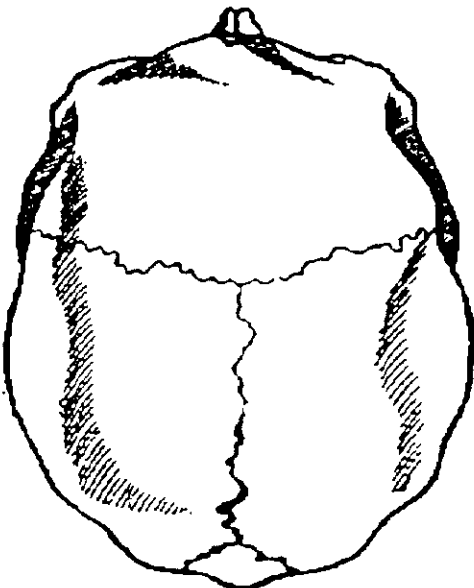
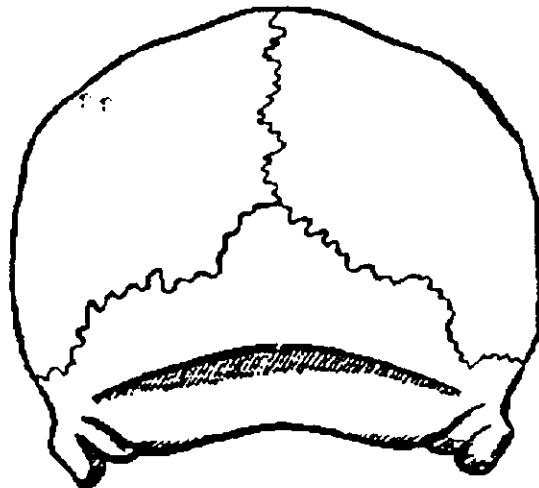
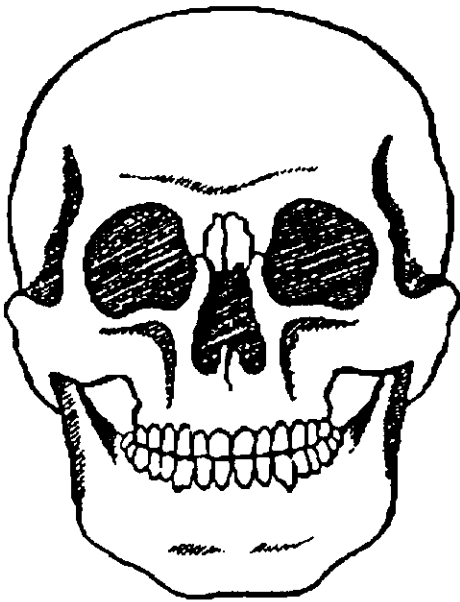
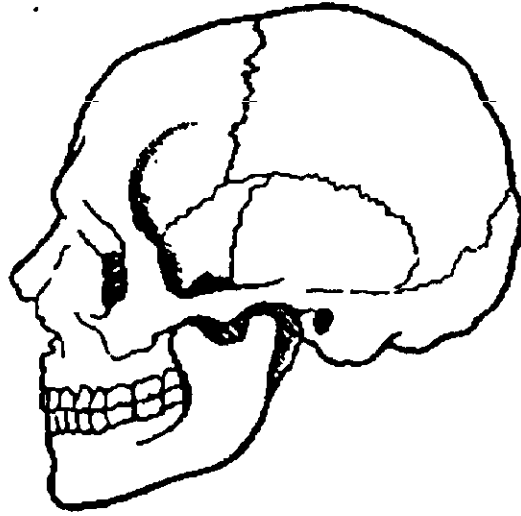
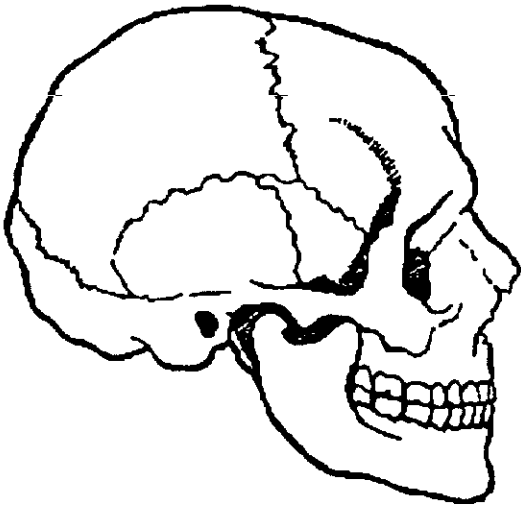


Initials..... *fy*



Initials.....

[Empty box for Case No.]



Case CR03 B682

Commingled Inventory

Anthropologist JM Powers

Date 14/9/98

Page of

Pathologist W. Marty

Element	Side	MNI	Age	Sex	Length (mm)
Femur	L	1 bone	> 17	T	443
Tibia	L	1 bone	> 17	I	358 max.
Fibula	L	1 bone	> 17	I	362
Patella	L	1 bone	17 -	I	-

X 0017419

Anthropology
Long Bone Analysis

Element	Side	Proximal/ Medial	Mid- Shaft	Distal/ Lateral	Head Dia.	Max. Length	Alt. Length	AM Fx	Peri. Trauma	T Fx	Ex. Fx	Age

X0017420

Commingled: Yes No

COMMENTS:

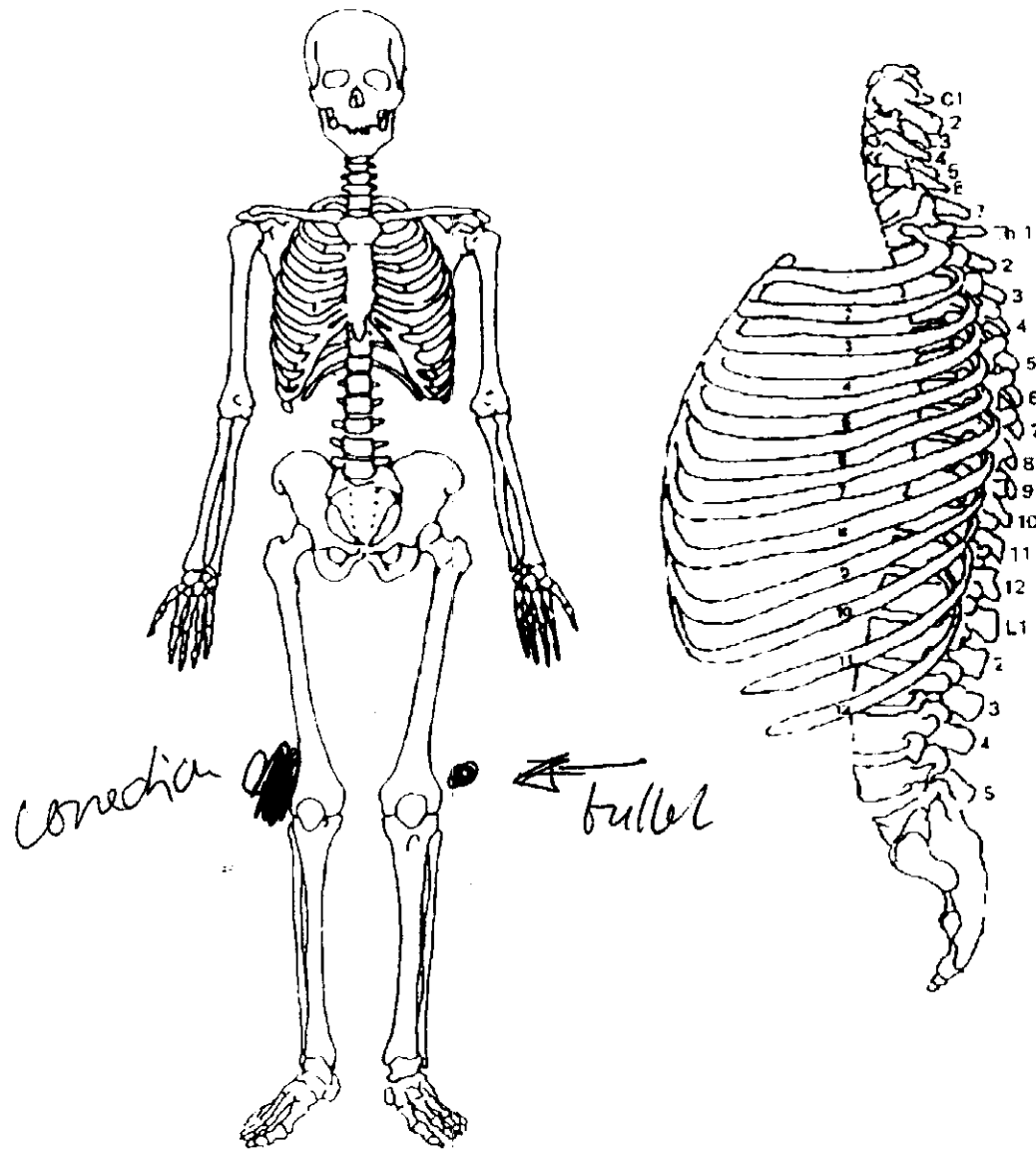
CASE No.

CR03

B682

RADIOGRAPHY FINDINGS

BULLET LOCATIONS



OTHER REMARKS

1 deformed bullet loose in the frontiers near the tibia plateau (left)

X 0017421

IMAGING

Thermal Paper: 1

24 - 30 Film:

RADIOGRAPHER:

C. Goring

PATHOLOGIST:

Wky

PM TECH:

CLOTHING (AFTER WASHING)

PHOTO 194/4

CASE No:

CR03

B682

Examiner FRANS / FRAN

- Please describe colour, label, design, logo(s), and any additional features including types of pockets, repairs etc.
- Record possible bullet holes on diagrams

14.9.98


Trousers	Left leg only of black coloured trousers. Large holes in knee area. See diagram.
Jacket	
Sweater	
Shirt	
Vest (undershirt)	
Under-pants	
Belt	
Socks	
Footwear	
Other	Small piece of light coloured material with numerous holes.

X0017422

JACKET

X0017423

CASE No:
CR03
B682

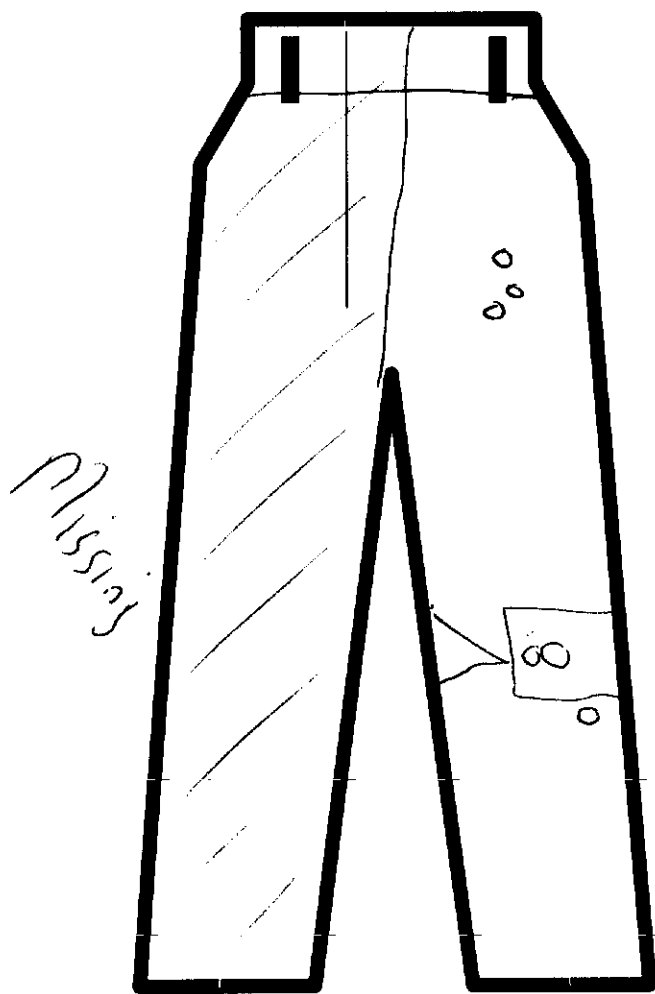


Front



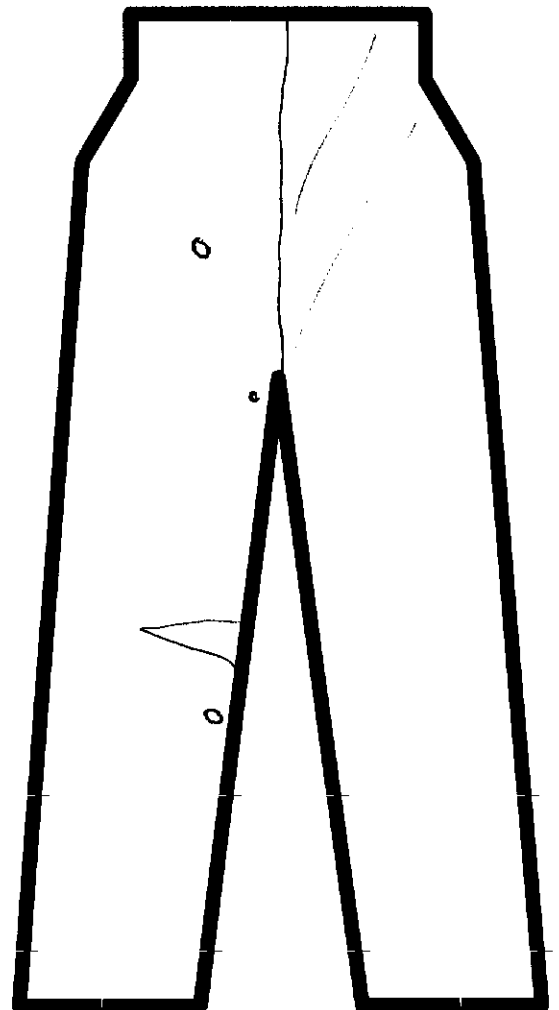
Back

TROUSERS



Plissing

Front

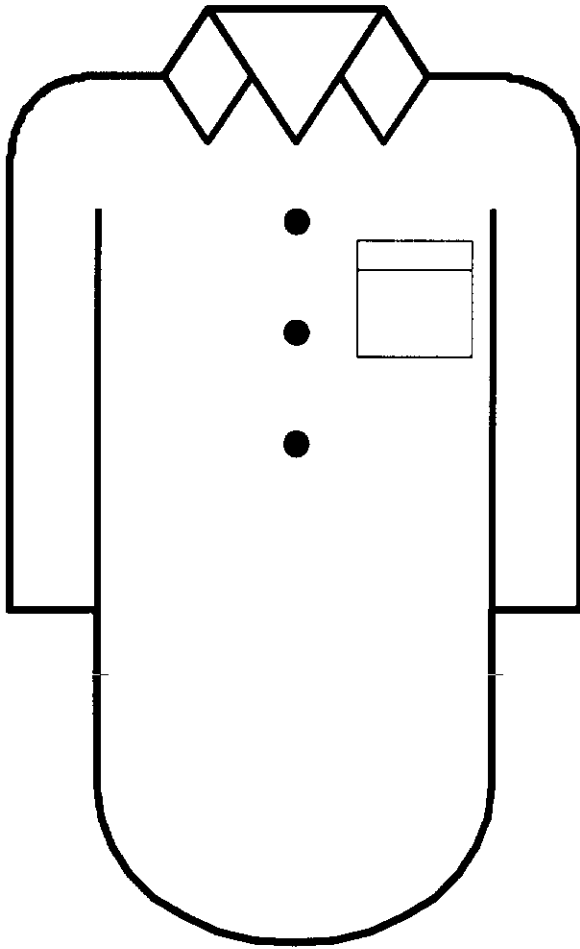


Back

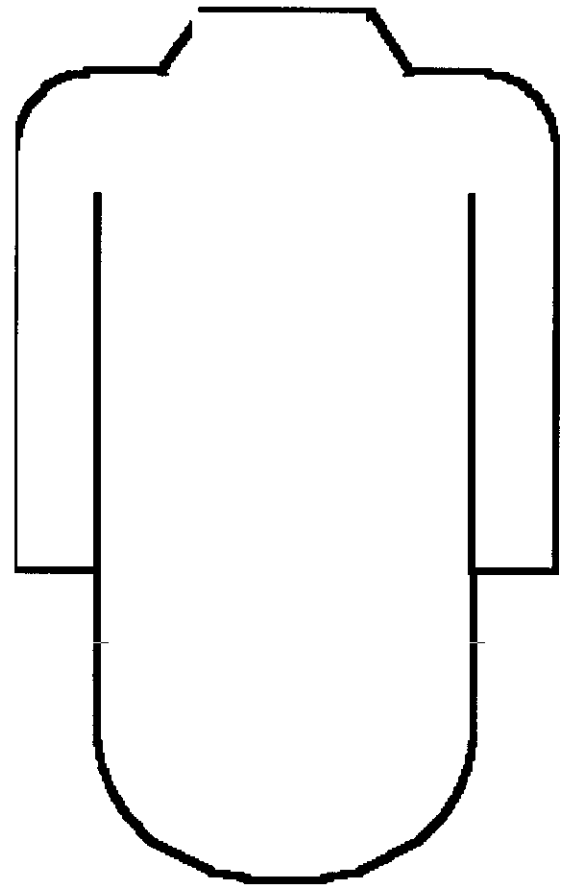
SHIRT

X0017424

PM NO.:




Front




Back

VEST



Front




Back

CR03

B 682

12/19/198

CR03 B 682



A deformed bullet near the
left tibia plateau

X0017425