

CR 03 B 614.

X0015986

1. Photo ✓ Frame
2. Log Checked ✓ Fran.
3. X-ray ✓ C. Gating
4. Path Ch. CLOTHES ✓
5. Anth SM
6. 2<sup>nd</sup> Photo ✓ FRAME

X0015987



United Nations International Criminal Tribunal for  
former Yugoslavia

---

**ISOLATED BONE REPORT  
CR03 GRAVE SITE**

**CASE NO: CR03B614**

**AUTOPSY DATE: 11.09.98**

Sex determined by soft tissue: NOT ASCERTAINABLE

Height, by direct measurement: NOT ASCERTAINABLE

Body build: NOT ASCERTAINABLE

**SUMMARY:**

**In my opinion the cause of death of CR03B614 was a possible gunshot wound.**

**Comment:**

**Right knee in a piece of jeans. There is a gunshot wound in the lower femur/knee with metal fragments in and above the knee. Most of the body is missing. In the absence of medical treatment this injury would immobilise and could cause fatal blood loss.**

This formal report is based upon the autopsy report that I prepared at the time of my examination, and both reports truly and accurately reflect my findings.

Signed:  .....

**Dr. C. Lawrence MB BS FRCPA BSc (med)**

**Date: 11.09.98**

**CLOTHING: YES**

X0015988

Leg of jeans.

**PERSONAL EFFECTS: NONE**

**IDENTIFICATION PAPERS OR ID CARD: NONE**

**BONES PRESENT (length and condition):**

Right femoral condyles, right upper 2/3 tibia, upper 1/3 tibia.

**COMINGLING: NO**

**HEAD HAIR: N/A**

**Colour:**

**Length:**

**BEARD/MOUSTACHE/BODY HAIR: N/A**

**OLD INJURIES: NONE**

**IDENTIFYING CHARACTERISTICS: NONE**

**DENTAL STATE: N/A**

**TRAUMA RELATED TO DEATH:**

1. Gunshot wound, right knee. Comminuted fractures of the distal right femur with bullet jacket fragments in the bony fragments and joint space. The direction of the bullet track cannot be identified.

**RECENT TRAUMA UNRELATED TO DEATH:**

Possible crush injury in addition to bullet injury.

**INTERNAL EXAMINATION: N/A**

**RECOVERED OBJECTS: YES**

**Projectiles:**

CR03B614.1 -- Piece of copper jacket recovered in the joint space at the right knee.

**Other objects: None**

**HANDED TO: SOCO**

**BONE FLUOROSCOPED BY: Chris Gosling**

X0015989

CASE NO: CR03  
B614



United Nations International Criminal Tribunal for  
former Yugoslavia

.....CR03.....GRAVE-SITE, BOSNIA

### ISOLATED BONES REPORT

AUTOPSY DATE: 11/19/98

AUTOPSY ROOM: VISOKO

PATHOLOGIST: LAWRENCE

EXTERNAL EXAMINATION R knee in house leg.

HEIGHT see anthropology report

CLOTHING Leg of jeans

List as removed (Detail on special form)

PERSONAL EFFECTS AND ID (handed to: ) NONE

Brief details (e.g., "wallet", no need to list contents which will be listed by evidence gatherers)

Item	Recovered from	Item	Recovered from

Initials.....

AUTOPSY REPORT (CONTINUED)

X0015990

CASE No.  
CR03  
B614

BONES PRESENT (length and condition) :

- Femoral condyles
- upper 2/3 tibia
- upper 1/3 fibula

(R)

COMMINGLING; Yes ( ) No (  )

If so, give details

OLD INJURIES: (SPECIFY SITE AND DETAILS) See also Anthropologist's Report


ND

ANY OTHER IDENTIFYING CHARACTERISTICS:

ND

Jaws retained for odontologist Yes ( ) No (  ) (see notes)

Initials.....



CASE No.  
C103  
B614.

**TRAUMA RELATED TO DEATH** (List and record on bone diagrams)

Were any bones/skull reconstructed by anthropologist: Yes( ) No( )

If yes, which:

**DESCRIPTION OF INJURIES** (Please number)

① Gunshot wound R knee

Comminuted fractures of the distal (R) femur with bullet jacket fragments in the bony fragments + joint space

The direction of the bullet track cannot be identified

Initials.....

CASE No.  
CR03  
B614

RECENT TRAUMA UNRELATED TO DEATH

Possible crush injury in addition to bullet injury

RECOVERED OBJECTS:

PROJECTILES YES

Was the bone fluoroscoped Yes (  ) No ( ) Name of Radiographer: Chris Gasling


Number of bullets seen on fluoroscopy: 6 Fragments Number found: 1 Fragment

Position of bullets in body (please note if complete, jacket only, core only, or fragments, small/medium/large calibre. Give types if more than one type present)

1. In the joint space of the R knee is recovered a piece of copper jacket. (CR03 B614-1)
- 2.
- 3.

OTHER OBJECTS:

Handed to:

Initials..... 

CASE No.  
CR03  
B614.

SUMMARY

R knee in a piece of jeans.


There is a gunshot wound in the lower femur/knee with metal fragments in + ~~over~~ above the knee.


Most of the body is missing. ~~there is~~ In the absence of medical treatment this injury would immobilise and could cause fatal blood loss.

It is my determination that the death of CR03 B614 was caused by:

Possible GSW  
.....  
.....  
.....

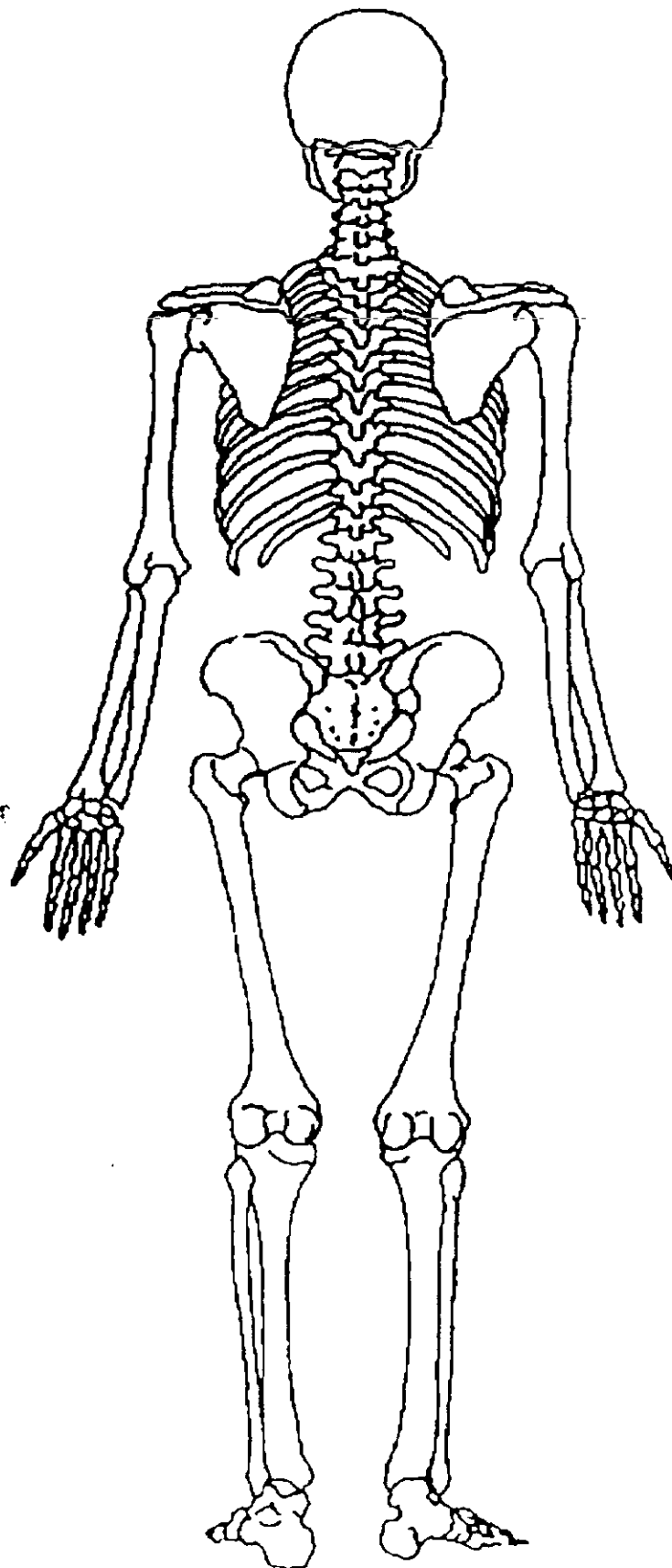
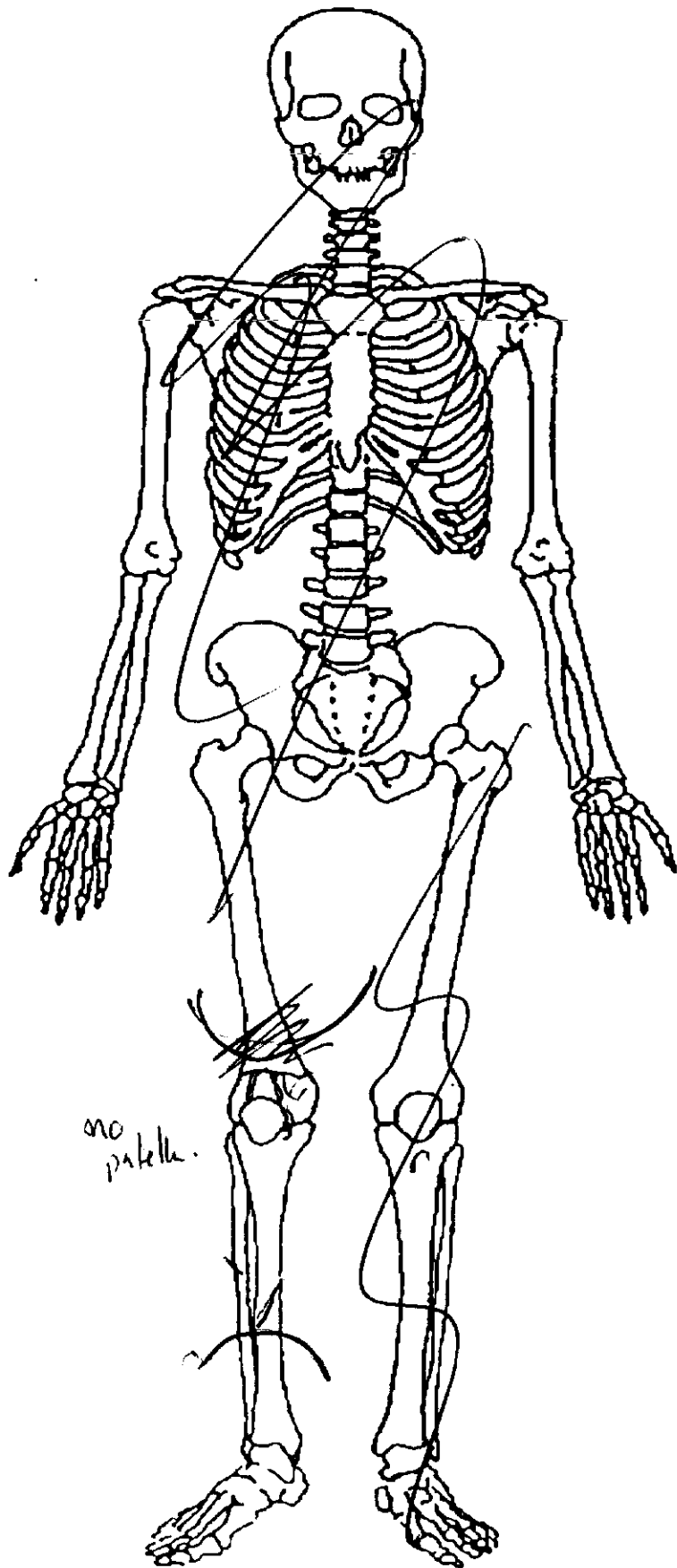
.....and I so certify.

Signed  Qualifications MIB BS  
FRCPA  
BSc (Med) Date 11/9/95

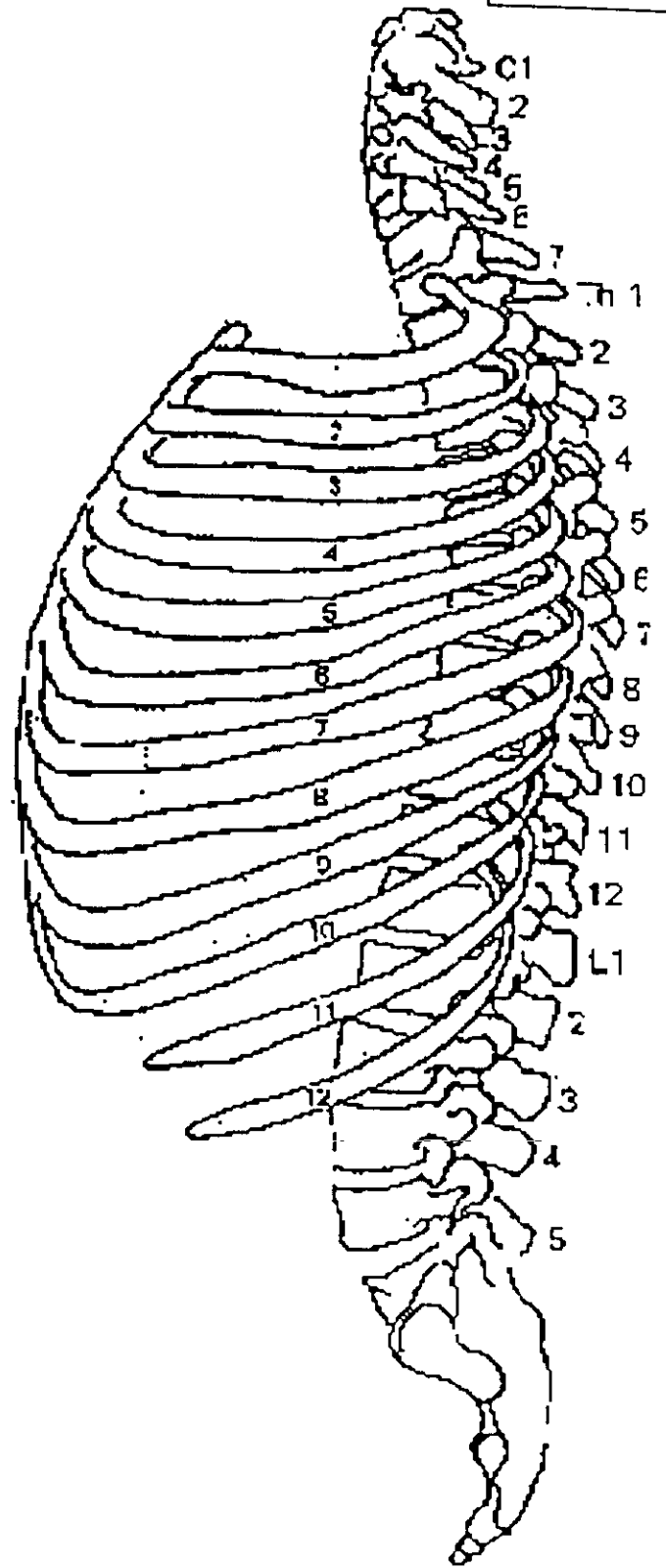
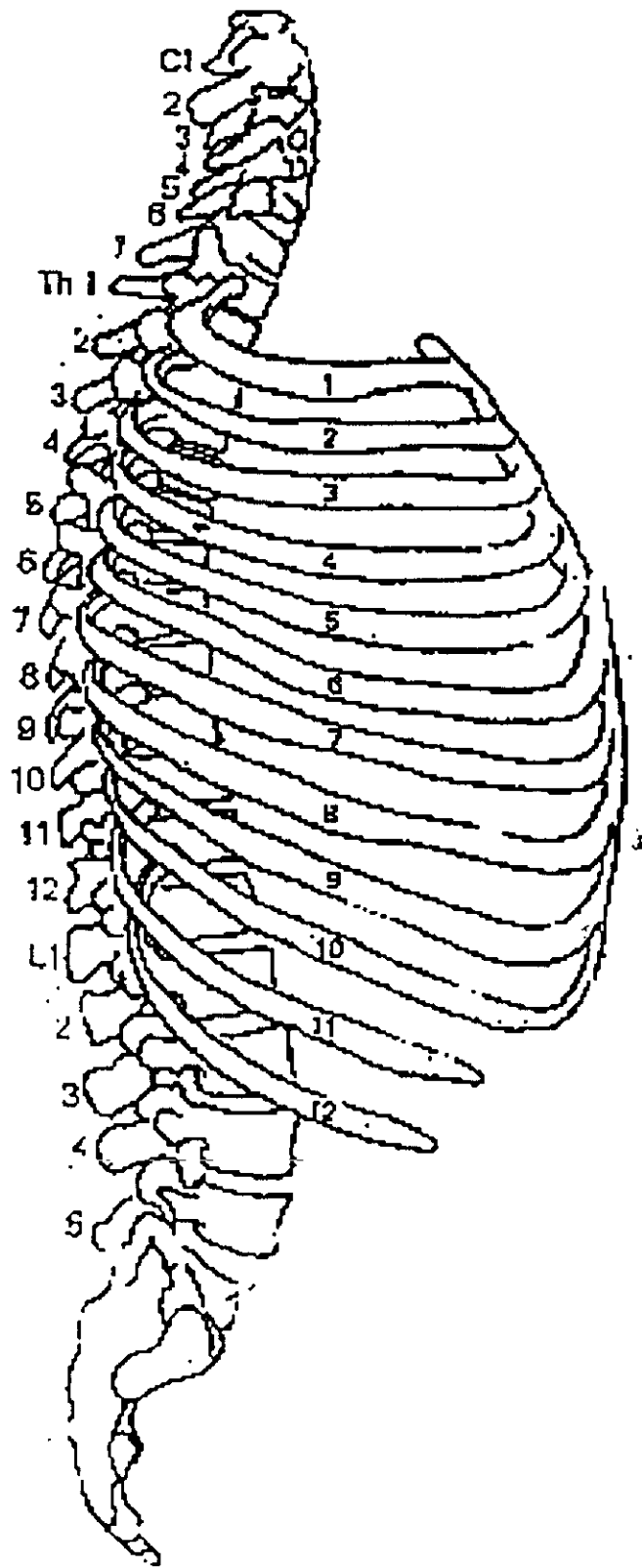
Initials 



CASE No.  
CR03  
B614.



Initials.....



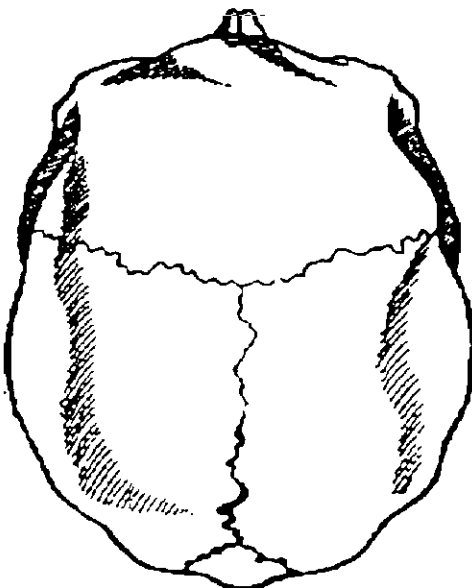
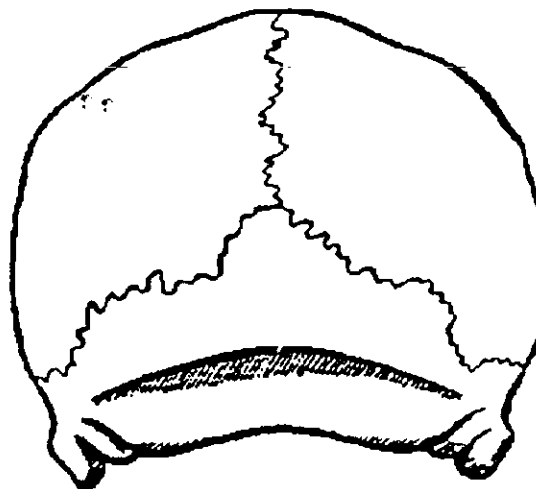
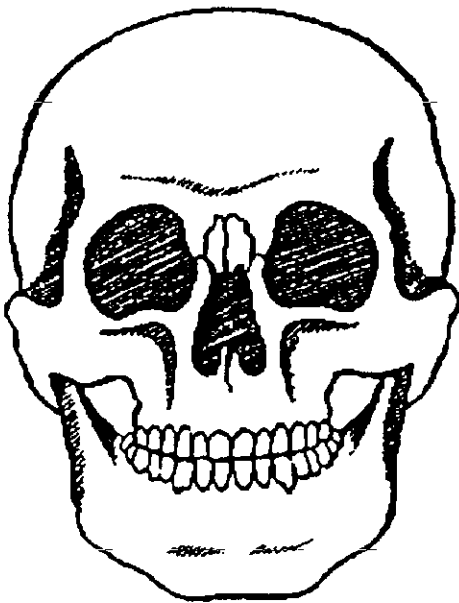
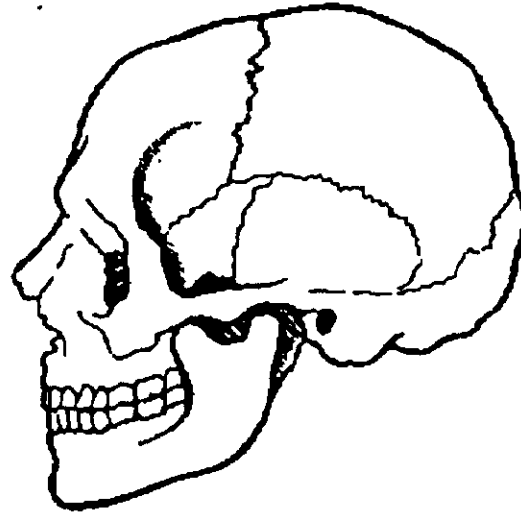
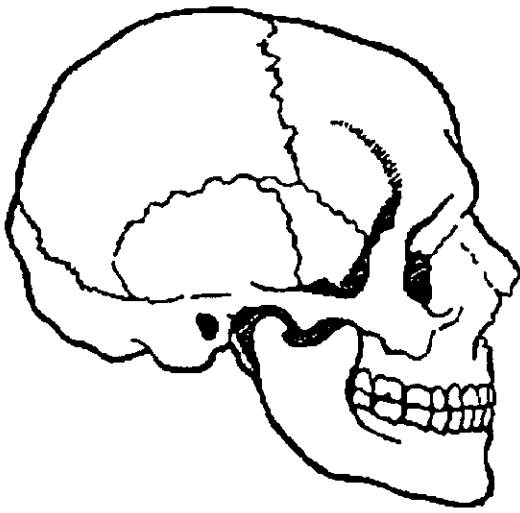
Initials.....

X0015996

AUTOPSY REPORT (CONTINUED)

CASE No.

Empty box for Case No.



CL

PHOTO 187/6

CLOTHING (AFTER WASHING)

CASE No:  
**CRO3**  
**B614**

Examiner **FRANS / FRAN**

- Please describe colour, label, design, logo(s), and any additional features including types of pockets, repairs etc.
- Record possible bullet holes on diagrams

**11.9.98**


Trousers	
Jacket	
Sweater	
Shirt	
Vest (undershirt)	
Under-pants	
Belt	
Socks	
Footwear	
Other	<i>Totally damaged portion of blue denim</i>

X0015997


**JACKET**

X0015998

<b>CASE No:</b>
-----------------

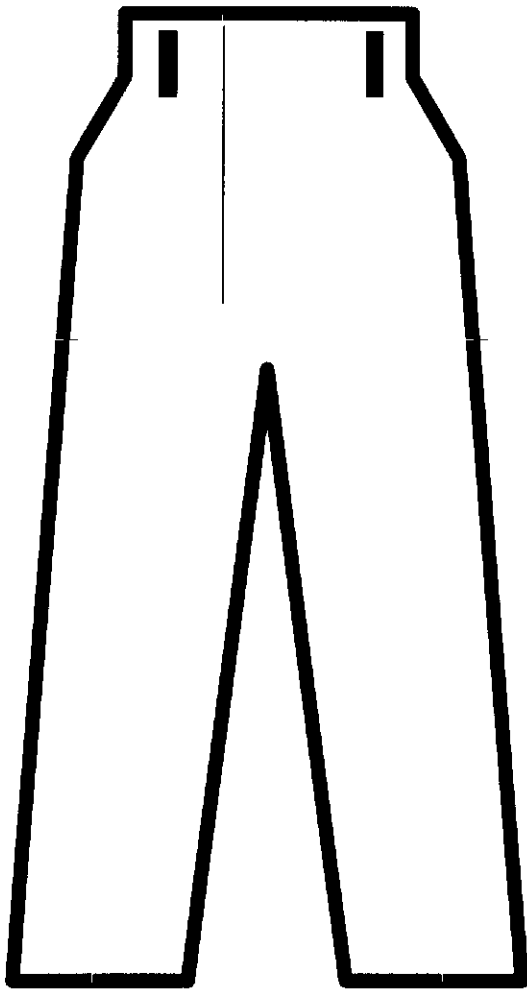


**Front**

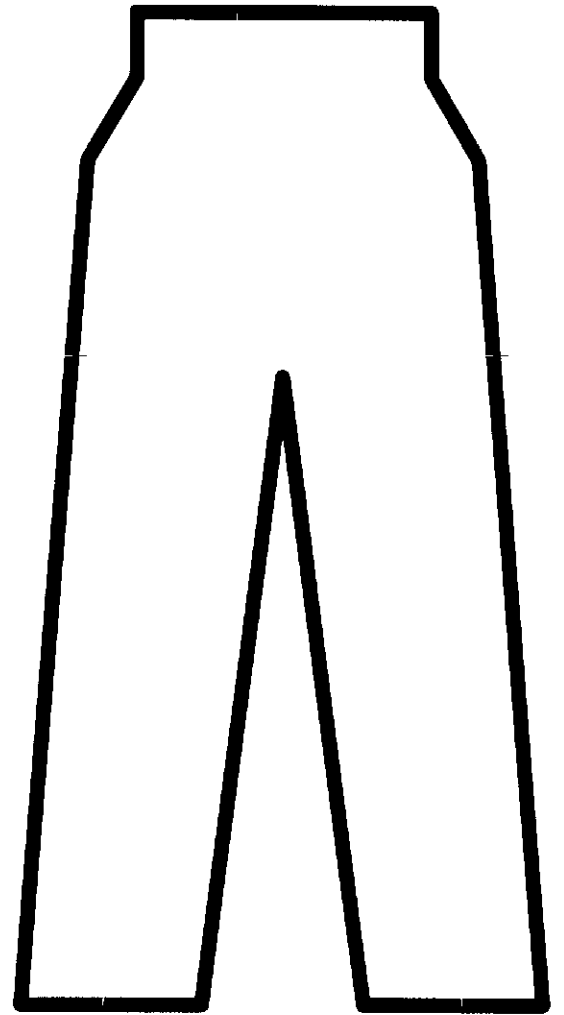


**Back**

**TROUSERS**



**Front**

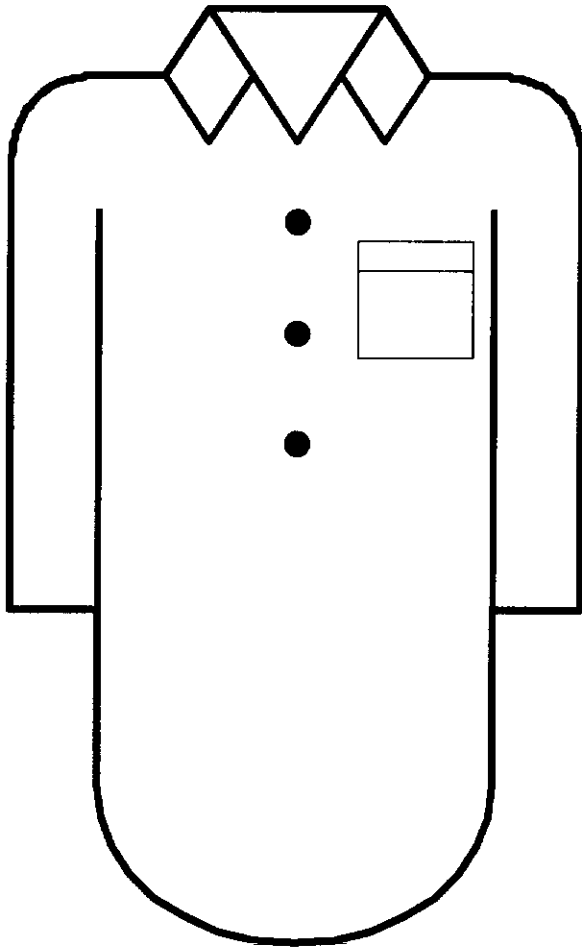


**Back**

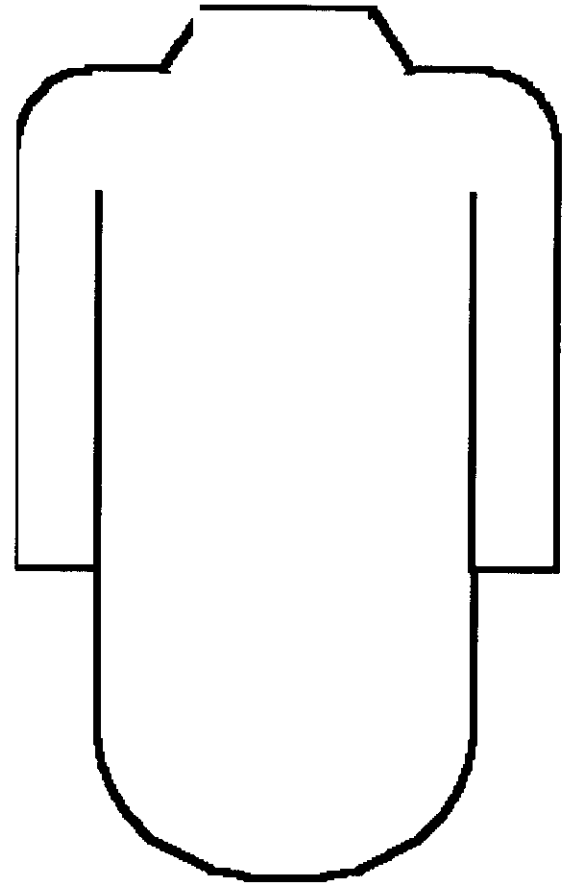
SHIRT

X0015999

PM NO.:




Front




Back

VEST



Front



Back





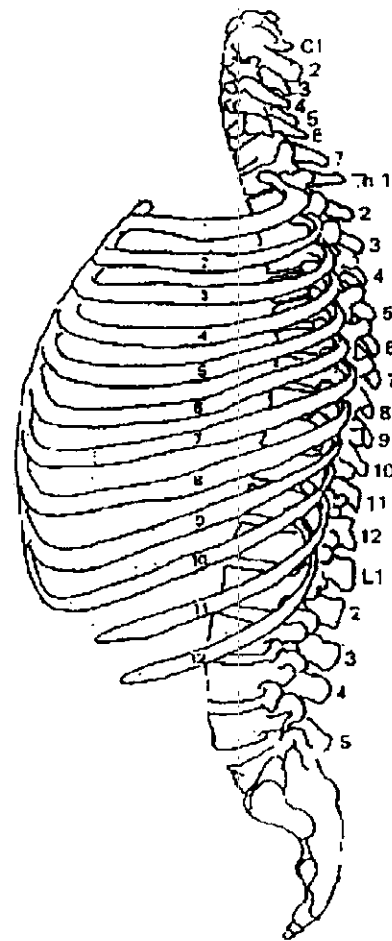
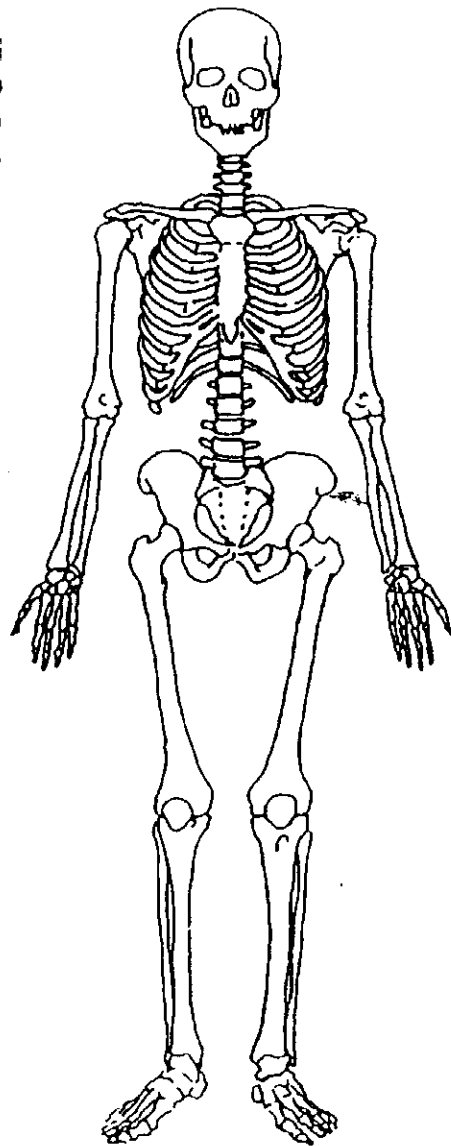


CASE No.  
CRO3  
B614


RADIOGRAPHY FINDINGS

BULLET LOCATIONS

X0016002



OTHER REMARKS



IMAGING

Thermal Paper:

2

24 - 30 Film:

RADIOGRAPHER:

C Gaskins


PATHOLOGIST:

PM TECH:

Ch

10/9/98

CR03 B614



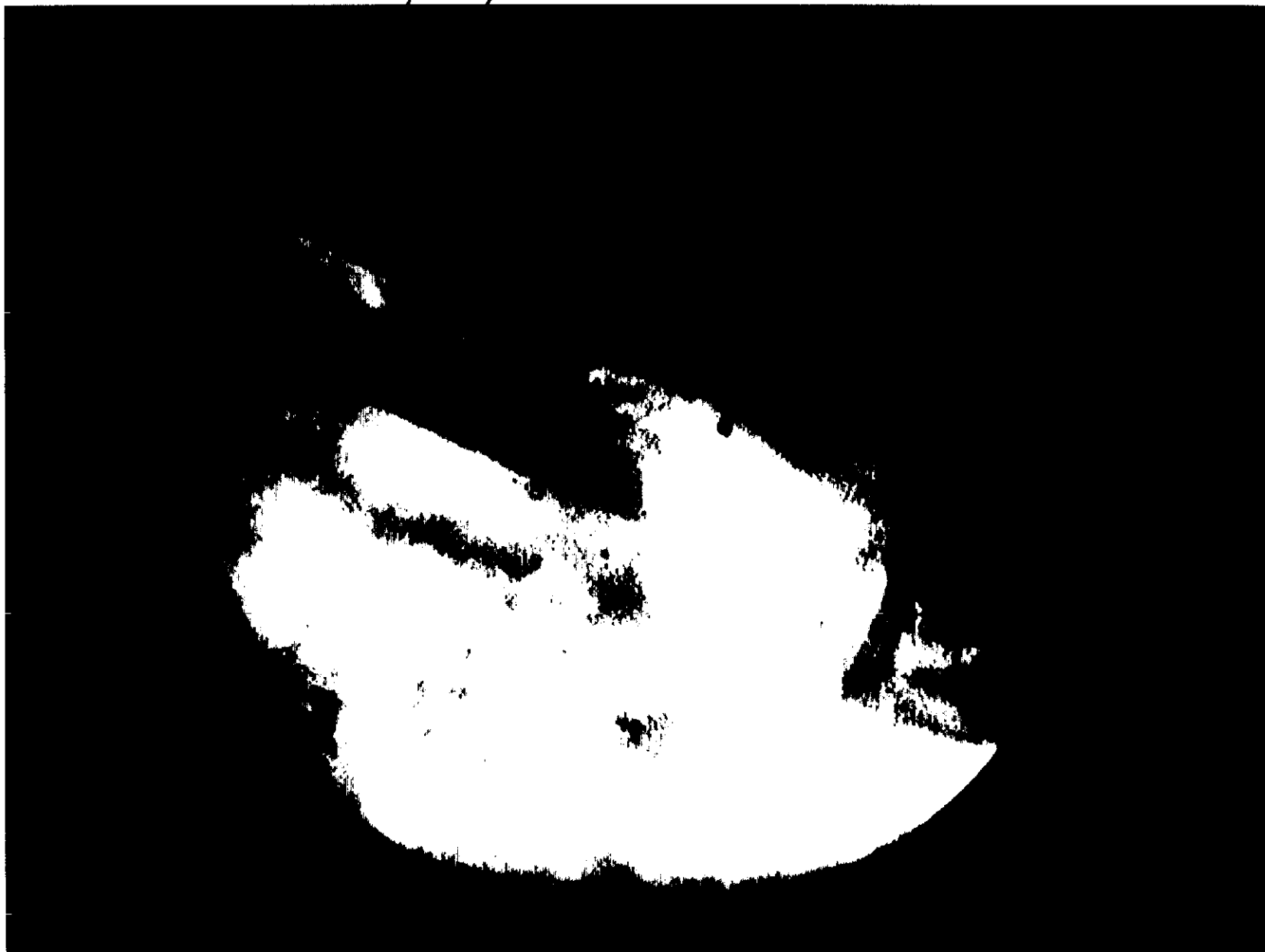
CR03 B614

Knee.

11.9.98

X0016003

10/9/98 CR03 B614



CR03 B614

Tibia.

11.9.98

X0016004